

**VIDEOCITOFONO 2VOICE CON RICEVITORE BASE**  
**VIDEO DOOR PHONE 2VOICE WITH BASIC HANDSET**  
**VIDEO-INTERCOM 2VOICE MET BASISONTVANGER**

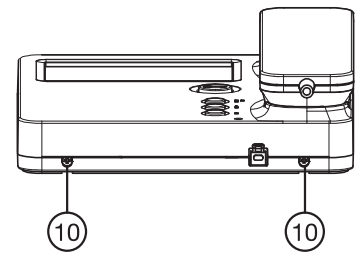
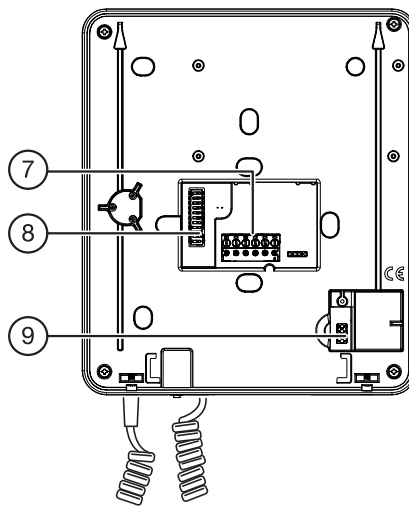
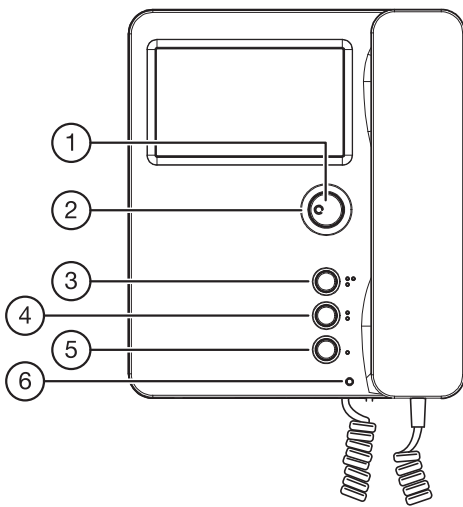
**Sch./Ref. 1750/2**

Urmet S.p.A si impegna a ridurre l'impatto ambientale utilizzando esclusivamente **carta riciclata** per stampare la documentazione relativa al prodotto.

Urmet S.p.A is committed to reducing environmental impact by using exclusively **recycled paper** for printing product documentation.

Urmet S.p.A verbindt zich ertoe de milieueffecten te verminderen door uitsluitend **gerecycled papier** te gebruiken voor het afdrukken van productdocumentatie.

**DESCRIZIONE COMPONENTI / DESCRIPTION OF COMPONENTS / KENMERKEN VAN DE COMPONENTEN**



1. Tasto apriporta pedonale
2. Led verde presente sotto al tasto apriporta
3. Pulsante
4. Pulsante
5. Pulsante
6. Led bicolore
7. Morsetti per collegamento al BUS di sistema e funzioni secondarie
8. Dip-switch (SW1 / SW2):  
n.2÷8 di SW1: numero dell'appartamento nella colonna;  
n.1÷2 di SW2: numero del posto interno all'interno dell'appartamento.
9. Alloggiamento collegamento entra-esce con accessorio Sch. 1750/50
10. Viti di bloccaggio del videocitofono alla staffa

1. Pedestrian door opener button
2. Green LED under door opening button
3. Button
4. Button
5. Button
6. Two-colour LED
7. Terminals for connection to the system BUS and secondary functions
8. Dip-switch (SW1 / SW2):  
2-8 of SW1: apartment number in the column;  
1-2 of SW2: station number in the apartment.
9. Entry-exit connection housing with accessory Ref. 1750/50
10. Screws for fixing video door phone to bracket

1. Toets om deur te openen
2. Groen ledlampje onder de toets om de deur te openen
3. Toets
4. Toets
5. Toets
6. Tweekleurig ledlampje
7. Aansluitklemmen voor aansluiting op de systeembus en secundaire functies
8. Dip-switch om te configureren (SW1 / SW2):  
n° 2÷8 de SW1: nummer van de binnenpost van de woning te bepalen  
n° 1÷2 de SW2: nummer van de woning in de kolom te bepalen
9. Ingang-uitgang-aansluitbehuizing met accessoire Sch. 1750/50
10. Schroeven video-intercom aan beuge