Woonstichting 'thuis

2025

HUURDERSOORDEEL — A

Nieuwe huurders	8,2	A
Reparatieverzoek	8,3	A
Vertrokken huurders	7,5	B

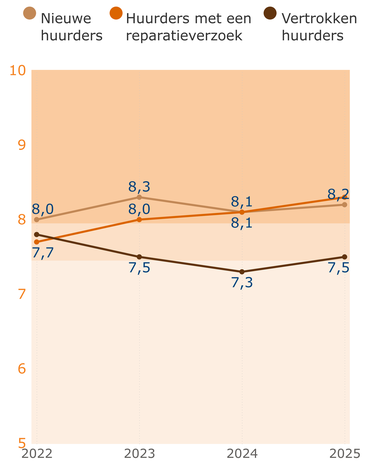

FINANCIËN — B

Beïnvloedbare bedrijfslasten per vhe **€ 1.131**

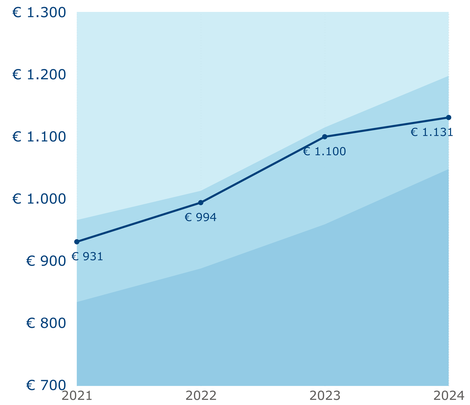

ONDERHOUD & VERBETERING — B

Uitgaven onderhoud, verbetering en verduurzaming [€/vhe]*	€ 3.036	A
Technische woningkwaliteit (EP2) [kWh/m2]	152,7	B
Ervaren woningkwaliteit	7,3	B

Uitgaven per vhe

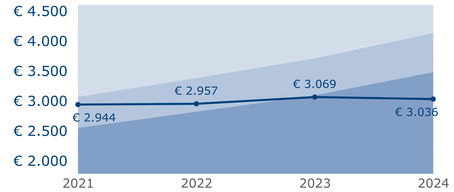

Technische woningkwaliteit

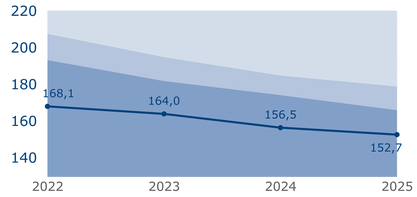

Ervaren woningkwaliteit

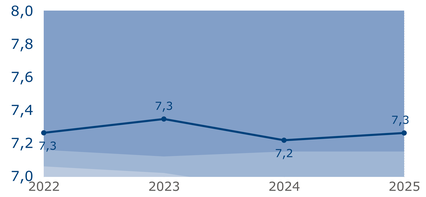

*vijfjaarsgemiddelde

DUURZAAMHEID — A

Isolatieprestatie [kWh/m2]	26,4	A
Energetische prestatie (EP2) [kWh/m2]	152,7	A
CO2-uitstoot gas [kg/m2]	13,9	A

Energetische prestatie

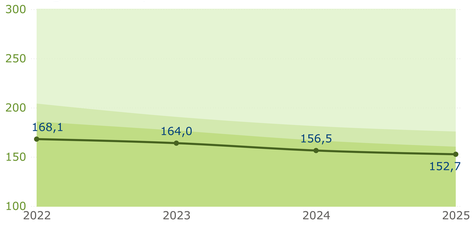

Isolatieprestatie

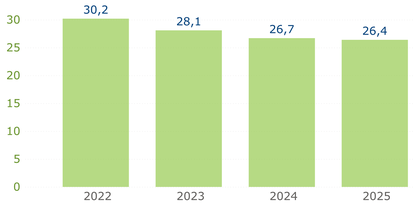

CO2-uitstoot gas

BESCHIKBAARHEID & BETAALBAARHEID

Verhouding huur / maximaal toegestane huur **54,8%**

Gemiddelde huur (DAEB)

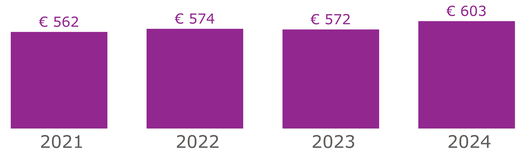

Aantal nieuwbouw woongelegenheden per jaar

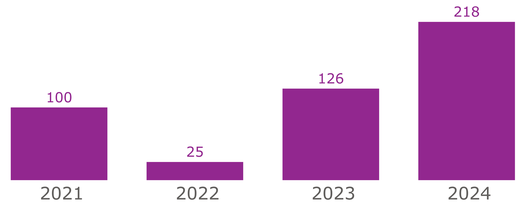

LEEFBAARHEID

	2024	2025
Veiligheidsgevoel	7,4	7,4
Ervaren overlast	7,1	7,0
Schone en nette buurt	6,8	6,7
Ervaren inzet corporatie	6,4	6,4
Leefbaarheidsuitgaven	€ 192	€ 191

aedes benchmark